

PVCu & ALUMINIUM BI-FOLD DOORS

sleek style, solid design

CREATE YOUR
PERFECT
HOME





PVCu BI-FOLD DOORS SLEEK STYLE, SOLID DESIGN

BI-FOLDING DOORS GLIDE OPEN TO SEAMLESSLY JOIN INSIDE AND OUTSIDE SPACE. FLOOD ANY ROOM WITH NATURAL LIGHT AND, IN JUST A COUPLE OF SECONDS, OPEN UP FOR EXTRA SPACE AND THE FEEL OF A COOL SUMMER BREEZE.

The addition of a bi-fold door can completely transform a living space – their flexible nature means they can be fully opened, partially opened, or totally closed depending on the space available and, naturally, on what the weather is like. Versatile and aesthetically pleasing, our bi-fold doors are the perfect replacement for existing patio or French doors to flood any room with natural light.

All of our bi-fold doors are designed with slim contemporary lines and hidden gearing. Sophisticated hardware has never looked so sleek and stylish.



THE BENEFITS OF BI-FOLD DOORS

It's not just about beauty. The PVCu bi-fold doors utilise industry leading technology that gives you – and your home – the absolute cutting edge in looks, weathering, and security. Our bi-fold doors are the full package – excellence both inside and out.

- **Shootbolt locking for all doors and 3 hook locking to master door**
- **A rated energy efficient performance**
- **Double and triple glazed options**
- **Choose from 2 to 6 door panels**
- **All manufactured hardware achieves Secured By Design**

**“BI-FOLD DOORS
ARE THE PERFECT
WAY TO BRING
SUNLIGHT AND
WARMTH INTO
YOUR HOME.”**



**“BI-FOLD
DOORS ARE THE
PERFECT WAY TO
TRANSFORM YOUR
LIVING SPACE”**



ALUMINIUM BI-FOLD DOORS INNOVATIVE AND VISUALLY STUNNING

THE STYLISH, SECURE AND VERSATILE SOLUTION TO TRANSFORM YOUR HOME.

It's not just about beauty. The aluminium bi-fold doors utilise industry leading technology that gives you and your home the absolute cutting edge in looks, weathering, and security. Our bi-fold doors are the full package – excellence both inside and out.

HIGH PERFORMING, ENERGY EFFICIENT

Modern designs for modern times – the absolute latest in purpose design using high performing materials.

Whether it's a drizzly winter's evening or a July heatwave, the bi-fold doors will keep you comfortable, while saving money on your energy bills. Every inch of the door, from the frame through to the glass pane, is designed to maximise efficiency, and ensure that your home lets in natural light, without letting heat escape.

Our aluminium bi-fold doors combine the very best materials with high performing double and triple glazed glass units for the complete energy efficient solution.

HIGH SECURITY PERFORMANCE

NOTHING MATTERS MORE TO A HOMEOWNER THAN SECURITY. USING THE LATEST TECHNOLOGY, THE BI-FOLD DOORS ENSURE THAT YOU AND YOUR FAMILY'S SAFETY IS NEVER IN QUESTION.

PEACE OF MIND

All of our doors use shootbolt locking features, with 3 hook locking and latch for all master doors. The security doesn't compromise the bi-fold doors' sleek design though – all the locking systems are enclosed within the PVCu/aluminium casing, maintaining the pleasant aesthetic and keeping the mechanism away from interference. All hardware is approved as Secured By Design, offering peace of mind and safety for you and your home.

SECURITY FEATURES

- Shootbolt locking for all doors
- 3 hook locking to master door
- One piece keeps
- Rollers protected within outer frame
- All manufactured hardware achieves Secured by Design



CREATE YOUR
**PERFECT
HOME**



HIGH SECURITY PERFORMANCE

CREATE YOUR
**PERFECT
HOME**



“TOTALLY BESPOKE AND BUILT TO YOUR PERSONAL CUSTOM DESIGN”



YOUR BI-FOLD DOOR OPTIONS

WE WANT TO GIVE YOU AS MUCH CHOICE OF STYLES AS POSSIBLE, AND WITH SO MUCH TO CHOOSE FROM, WE WANT TO MAKE IT AS EASY AS POSSIBLE FOR YOU TO GET THE RIGHT DOOR FOR YOU.

To do this we have segmented the bi-fold door styles and options into 3 sections - flush door, master door and concertina door.

BI-FOLD DOORS SIZES

The table below gives minimum and maximum size limitations for each bi-fold door style.

		DOOR STYLES												
		2-2-0	3-3-0	3-2-1	4-4-0	4-3-1	4-2-2	5-5-0	5-4-1	5-3-2	6-6-0	6-5-1	6-4-2	6-3-3
WIDTH (mm)	Min.	1212	1670	1734	2256	2192	2319	2714	2278	2778	3300	3236	3363	3236
	Max.	2466	3738	3618	4761	4952	4824	6164	5913	5913	5855	6176	5926	6176

DOOR CONFIGURATIONS

2 DOOR OPTION


2-2-0



OUTSIDE


3 DOOR OPTION

3-3-0



OUTSIDE


3-2-1



OUTSIDE


4 DOOR OPTION

4-4-0




OUTSIDE

4-3-1



OUTSIDE

4-2-2



OUTSIDE

HANDLE RANGE

See hardware options for more handle style and colours.



Internal handle only




Internal and external handle only



CREATE YOUR
**PERFECT
HOME**

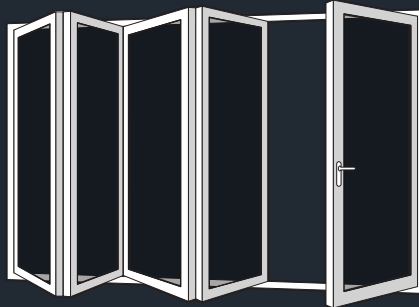
5 DOOR OPTION

5-5-0




OUTSIDE

5-4-1



OUTSIDE


5-3-2



OUTSIDE

6 DOOR OPTION

6-6-0




OUTSIDE

6-5-1




OUTSIDE

6-4-2



OUTSIDE

6-3-3



OUTSIDE

CHOOSE THE RIGHT COLOUR TO SUIT YOUR HOME

ALUMINIUM COLOUR OPTIONS

ALL DESIGNED TO OFFER A COMPREHENSIVE RANGE OF CONTEMPORARY FINISHES TO SUIT YOUR HOME AND LIFESTYLE. BOTH SINGLE AND DUAL COLOUR OPTIONS ARE AVAILABLE.



PVCu COLOUR OPTIONS

A COMPLETE RANGE OF SOLID AND WOODGRAIN FOILS TO CHOSE FROM. ALL DESIGNED TO OFFER A COMPREHENSIVE RANGE OF TRADITIONAL AND CONTEMPORARY FINISHES TO SUIT YOUR HOME AND LIFESTYLE. ALL FOIL FINISHES ARE AVAILABLE ON ONE OR BOTH FACES OF THE BI-FOLD DOOR.



CREATE YOUR
**PERFECT
HOME**

ANCILLARY OPTIONS

1 LOW THRESHOLD

2 REBATED 52MM
THRESHOLD

3 STANDARD 68MM
THRESHOLD

WE HAVE A RANGE OF THRESHOLDS DESIGNED TO SUIT YOUR LIFESTYLE NEEDS, OFFERING INTEGRATED ROLLER TRACKS, THERMAL PERFORMANCE AND AVAILABLE IN AN EXTENSIVE COLOUR RANGE.

LOW THRESHOLD*

30mm high, our low threshold provides a minimal height while maintaining performance.

Our low threshold can also be used as a room divider when sunken into the floor, allowing the door to seamlessly join with the rest of the room.

REBATED 52MM THRESHOLD*

Our standard threshold, offering exceptional weather performance with a 52mm upstand.

STANDARD 68MM THRESHOLD

Standard 68mm rebated threshold offers superb weather performance and is available in all foil options for seamless aesthetics.

* Available in silver and black anodised finishes.



YOUR HARDWARE YOUR WAY


NO MATTER WHAT CONFIGURATION YOU DECIDE ON, WE HAVE A RANGE OF SUITED HARDWARE THAT WILL BE PERFECT FOR YOU.

Whatever style you've decided on for your home, there's a perfect option waiting for you.




**“ALL HARDWARE IS APPROVED
AS SECURED BY DESIGN, OFFERING
PEACE OF MIND AND SAFETY FOR YOU
AND YOUR HOME.”**


CRANKED MASTER DOOR HANDLE




WHITE



BLACK




CHROME




GOLD

ESPAG HANDLE




WHITE



BLACK




CHROME



GOLD

DOOR PANEL MAGNETS



WHITE



BLACK



CHROME



GOLD

HINGES



WHITE



BLACK



CREATE YOUR
**PERFECT
HOME**

CREATE YOUR
PERFECT HOME

with windows, doors and conservatories

10.2022